

London and Reading to Swindon, Cheltenham Spa, Bath, Bristol, Weston-Super-Mare, Cardiff, Swansea and West Wales

Mondays to Fridays

Operator	Train ID	Days of operation/Notes	1st Class/Reservations/Bus/Ferry	Catering facilities	GW 2020 A	GW 1C00 B	GW 1G01 C	GW 1C01	GW 1G03	GW 1C02 D	GW 1B03	GW 2G81 E	GW 1C03	GW 9B04	GW 1G05	GW 1C04	GW 1B05	GW 2M22	GW 1C05	GW 1B06	GW 1G07	GW 1C06
London Paddington (PAD)	15	d				0523	0535	0545	0628	0632	0648		0702	0712	0727	0732	0748		0802	0818	0828	0832
Reading (RDG)	7	d				0549	0600	0610	0653	0657	0713		0727	0739	0753	0800	0813		0827	0843	0853	0857
Didcot Parkway (DID)		d				0603	0614		0707	0712			0741	0754		0814			0841		0906	0912
Swindon (SWI)		a				0618	0630	0634	0724	0728	0737		0755	0811	0820	0829	0838		0855	0907	0922	0926
Swindon (SWI)		d	0611	0621	0633	0637	0730	0730	0741	0754	0758	0812	0822	0831	0841	0845	0858	0910	0929	0929		
Kemble (KEM)		d			0645		0742			0807					0835						0942	
Stroud (STD)		d			0701		0758			0822					0850						0958	
Stonehouse (SHU)		d			0706		0803			0827					0855						1003	
Gloucester (GCR)	7	a			0718		0817			0847					0908						1015	
Cheltenham Spa (CNM)		a			0733		0832			0903					0925						1029	
Chippenham (CPM)		d	0627	0633		0649		0742					0810			0843		0900	0910			0940
Melksham (MKM)		a	0636															0909				
Trowbridge (TRO)		a	0645															0919				
Westbury (WSB)		a	0653															0926				
Bath Spa (BTH)	7	d		0646c		0705e		0757e					0823c			0856c			0923c			0953
Bristol Parkway (BPW)	7	d		0728g						0805c			0835			0905c				0934c		
Bristol Temple Meads (BRI)	10	a		0657		0717		0813					0835			0910			0935			1005
Nailsea & Backwell (NLS)		a																				
Yatton (YAT)		a																				
Worle (WOR)		a																				
Weston Milton (WNM)		a																				
Weston-super-Mare (WSM)		a																				
Highbridge & Burnham (HIG)		a																				
Bridgwater (BWT)		a																				
Taunton (TAU)		a																				
Newport (South Wales) (NWP)		a		0749						0824			0853			0923			0955			
Cardiff Central (CDF)	7	a		0803						0838			0908			0938			1010			
Bridgend (BGN)		a		0824						0900						1000						
Port Talbot Parkway (PTA)		a		0838						0914						1014						
Neath (NTH)		a		0845						0921						1021						
Swansea (SWA)		a		0858						0933						1034						
Llanelli (LLE)	7	a																				
Pembrey & Burry Port (PBY)		a																				
Carmarthen (CMN)		a																				

For the complete service between London, Reading and Didcot Parkway see table 121

For the complete service between Gloucester and Cheltenham Spa see table 132

For the complete service between Bath and Bristol see table 133

For the complete service between Bristol, Weston-super-Mare and Taunton see table 134

For the complete service between Newport and Cardiff see table 128

For the complete service between Cardiff, Swansea and West Wales see table 126









NOTES (see introductory pages for explanation of train operator codes and standard symbols)

- a Arrival time
- d Departure time
- c Arrives 3 minutes earlier
- e Arrives 4 minutes earlier
- g Arrives 12 minutes earlier. Calls after Bristol Temple Meads

- A To Southampton Central, see table 133
- B Also calls at Filton Abbey Wood 0713
- C To Worcester Shrub Hill, see table 132
- D Also calls at Keynsham 0806
- E From Salisbury, see table 133

London and Reading to Swindon, Cheltenham Spa, Bath, Bristol, Weston-Super-Mare, Cardiff, Swansea and West Wales

Mondays to Fridays









Operator	GW	GW	GW	GW	GW	GW	GW	GW	GW	GW	GW	GW	GW	GW	GW	GW	GW	GW
Train ID	1B07	1C07	1B08	1G09	1C08	1B09	1C09	2M24	1B10	1G11	1C10	1B11	1C11	1B12	1G13	1C12	1B13	1C13
1st Class/Reservations/Bus/Ferry Catering facilities	⌘	⌘	⌘	⌘	⌘	⌘	⌘		⌘	⌘	⌘	⌘	⌘	⌘	⌘	⌘	⌘	⌘
London Paddington (PAD)  d	0848	0902	0918	0928	0932	0948	1002		1018	1028	1032	1048	1102	1118	1128	1132	1148	1202
Reading (RDG)  d	0913	0927	0943	0954	0958	1013	1027		1043	1053	1058	1113	1127	1143	1153	1157	1213	1227
Didcot Parkway (DID) d		0941		1007	1013		1040			1107	1112		1140		1207	1212		1240
Swindon (SWI) a	0938	0955	1007	1023	1027	1038	1055		1107	1122	1127	1137	1155	1207	1223	1227	1237	1259
Swindon (SWI) d	0941	0958	1011	1028	1030	1041	1057	1106	1111	1128	1129	1140	1157	1210	1228	1230	1240	1301
Kemble (KEM) d				1041						1141					1241			
Stroud (STD) d				1057						1156					1257			
Stonehouse (SHU) d				1102						1201					1302			
Gloucester (GCR)  a				1115						1213					1314			
Cheltenham Spa (CNM) a				1130						1227					1329			
Chippenham (CPM) d		1014			1041		1109	1121				1141		1209				1313
Melksham (MKM) a								1130										
Trowbridge (TRO) a								1140										
Westbury (WSB) a								1147										
Bath Spa (BTH)  d		1027			1054		1122				1154		1223c			1256		1326c
Bristol Parkway (BPW)  d	1005		1035c			1105			1135			1204c		1235e			1303	
Bristol Temple Meads (BRI)  a		1039			1106		1135				1206		1235			1309		1339
Nailsea & Backwell (NLS) a																		
Yatton (YAT) a																		
Worle (WOR) a																		
Weston Milton (WNM) a																		
Weston-super-Mare (WSM) a																		
Highbridge & Burnham (HIG) a																		
Bridgwater (BWT) a																		
Taunton (TAU) a																		
Newport (South Wales) (NWP) a	1023		1053			1123			1156			1225		1302				1321
Cardiff Central (CDF)  a	1037		1107			1136			1213			1238		1317				1335
Bridgend (BGN) a	1058					1200						1300						1355
Port Talbot Parkway (PTA) a	1112					1215						1313						1409
Neath (NTH) a	1119					1222						1320						1417
Swansea (SWA) a	1131					1235						1333						1430
Llanelli (LLE)  a																		
Pembrey & Burry Port (PBY) a																		
Carmarthen (CMN) a																		

NOTES (see introductory pages for explanation of train operator codes and standard symbols)

- a Arrival time
- d Departure time
- c Arrives 3 minutes earlier
- e Arrives 4 minutes earlier

London and Reading to Swindon, Cheltenham Spa, Bath, Bristol, Weston-Super-Mare, Cardiff, Swansea and West Wales

Mondays to Fridays

Operator	GW	GW	GW	GW	GW	GW	GW	GW	GW	GW	GW	GW	GW	GW	GW	GW	GW	GW	
Train ID	1B14	2M26	1G15	1C14	1B15	1C15	1B16	1G17	1C16	1B17	1C17	1B18	2M28	1G19	1C18	1B19	1C19	1B20	
1st Class/Reservations/Bus/Ferry Catering facilities	1	2	3	4	5	6	7	8	9	10	11	12	13	14	15	16	17	18	
London Paddington (PAD)  d	1218		1228	1231	1248	1302	1318	1328	1332	1348	1402	1418		1428	1432	1448	1502	1518	
Reading (RDG)  d	1243		1253	1257	1313	1327	1343	1353	1358	1413	1427	1443		1453	1457	1513	1527	1543	
Didcot Parkway (DID)	d		1306	1312		1340		1406	1412		1440			1506	1512		1540		
Swindon (SWI)	a	1308		1322	1326	1337	1355	1407	1423	1426	1437	1456	1507		1522	1527	1537	1555	1607
Swindon (SWI)	d	1310	1315	1328	1329	1340	1357	1410	1428	1429	1440	1458	1510	1514	1528	1529	1540	1557	1610
Kemble (KEM)	d		1341						1441					1541					
Stroud (STD)	d		1357						1457					1557					
Stonehouse (SHU)	d		1402						1502					1602					
Gloucester (GCR)  a			1414						1514					1617					
Cheltenham Spa (CNM)	a		1428						1529					1632					
Chippenham (CPM)	d		1330		1340		1409			1441		1511		1530		1541		1609	
Melksham (MKM)	a		1339											1539					
Trowbridge (TRO)	a		1349											1548					
Westbury (WSB)	a		1356											1558					
Bath Spa (BTH)  d				1353		1423c			1454c		1524				1554		1623c		
Bristol Parkway (BPW)  d	1334c				1404		1435e			1504c		1533				1604c		1633	
Bristol Temple Meads (BRI)  a				1405		1435			1508		1536				1606		1635		
Nailsea & Backwell (NLS)	a														1622				
Yatton (YAT)	a														1627				
Worle (WOR)	a														1633				
Weston Milton (WNM)	a																		
Weston-super-Mare (WSM)	a														1640				
Highbridge & Burnham (HIG)	a																		
Bridgwater (BWT)	a																		
Taunton (TAU)	a																		
Newport (South Wales) (NWP)	a	1352			1422		1500			1522		1552				1622		1655	
Cardiff Central (CDF)  a	1406				1436		1517			1535		1607				1635		1709	
Bridgend (BGN)	a				1458					1557						1657			
Port Talbot Parkway (PTA)	a				1512					1611						1711			
Neath (NTH)	a				1519					1618						1718			
Swansea (SWA)	a				1532					1630						1730			
Llanelli (LLE)  a																			
Pembrey & Burry Port (PBY)	a																		
Carmarthen (CMN)	a																		

NOTES (see introductory pages for explanation of train operator codes and standard symbols)

- a Arrival time
- d Departure time
- c Arrives 3 minutes earlier
- e Arrives 4 minutes earlier

London and Reading to Swindon, Cheltenham Spa, Bath, Bristol, Weston-Super-Mare, Cardiff, Swansea and West Wales

Mondays to Fridays

Operator Train ID Days of operation/Notes 1st Class/Reservations/Bus/Ferry Catering facilities	GW 1G21	GW 1C20	GW 1B21	GW 1C21	GW 1B23	GW 1G23	GW 1C22	GW 2M30	GW 1B24	GW 1C24	GW 1B26	GW 1G25	GW 1C25	GW 1B27 F	GW 2B90 G	GW 1C27	GW 1B29	GW 1G27	
	11	11	11	11	11	11	11		11	11	11	11	11	11		11	11	11	
London Paddington (PAD) d	1528	1532	1548	1602	1618	1630	1633		1648	1702	1718	1730	1732	1748		1802	1818	1830	
Reading (RDG) d	1553	1558	1613	1627	1643		1658		1713	1727	1743		1757	1813		1828	1843		
Didcot Parkway (DID)	d	1606	1612		1641	1658	1706	1712		1741	1756	1806	1811			1841	1857	1907	
Swindon (SWI)	a	1625	1628	1638	1655	1712	1728	1731		1737	1756	1811	1821	1826	1838		1856	1912	1924
Swindon (SWI)	d	1628	1630	1640	1658	1715	1730	1733	1736	1742	1758	1813	1825	1828	1841	1852	1859	1914	1926
Kemble (KEM)	d	1641				1742							1838						1939
Stroud (STD)	d	1657				1758							1854						1955
Stonehouse (SHU)	d	1702				1802							1859						2000
Gloucester (GCR) a	1715					1816							1918						2015
Cheltenham Spa (CNM)	a	1731				1830							1934						2032
Chippenham (CPM)	d		1642		1710			1745	1752				1840			1907	1913		
Melksham (MKM)	a							1802								1916			
Trowbridge (TRO)	a							1812								1927			
Westbury (WSB)	a							1819								1934			
Bath Spa (BTH) d		1655		1723c			1758c			1825c			1853c				1926		
Bristol Parkway (BPW) d			1704c		1740				1805		1838e		1904					1940	
Bristol Temple Meads (BRI) a		1707		1735			1809			1840			1905				1939		
Nailsea & Backwell (NLS)	a	1724					1824						1919						
Yatton (YAT)	a	1729					1829						1924						
Worle (WOR)	a	1735					1835						1930						
Weston Milton (WNM)	a												1935						
Weston-super-Mare (WSM)	a	1742					1842						1939						
Highbridge & Burnham (HIG)	a						1853						1955						
Bridgwater (BWT)	a						1900						2002						
Taunton (TAU)	a						1912						2014						
Newport (South Wales) (NWP)	a			1722		1759				1823		1859		1922				1958	
Cardiff Central (CDF) a				1737		1814				1836		1915		1938				2013	
Bridgend (BGN)	a			1800		1849				1858		1946		1959				2047	
Port Talbot Parkway (PTA)	a			1814		1903				1913		2000		2013				2101	
Neath (NTH)	a			1821		1910				1920		2007		2020				2108	
Swansea (SWA)	a			1834		1925				1933		2020		2032				2120	
Llanelli (LLE) a														2118					
Pembrey & Burry Port (PBY)	a													2125					
Carmarthen (CMN)	a													2152					

NOTES (see introductory pages for explanation of train operator codes and standard symbols)

- a Arrival time
- d Departure time
- c Arrives 3 minutes earlier
- e Arrives 4 minutes earlier

- F Also calls at Kidwelly 2132 and Ferryside 2138
- G To Warminster, see table 133

London and Reading to Swindon, Cheltenham Spa, Bath, Bristol, Weston-Super-Mare, Cardiff, Swansea and West Wales

Mondays to Fridays

Operator	Train ID	Days of operation/Notes	1st Class/Reservations/Bus/Ferry	Catering facilities	GW 1C28	GW 1B30	GW 1C30	GW 1B31	GW 1G29 C	GW 1C31	GW 1B32	GW 2M34	GW 2G91	GW 1C32	GW 1G31	GW 1C33	GW 1B34 FO	GW 1B34 FX	GW 1C34	GW 1G33	GW 1B36 FO	GW 1B36 FX
					1834	1848	1902	1918	1928	1932	1948			2002	2028	2032	2048	2048	2102	2128	2148	2148
London Paddington (PAD)	15	d			1859	1913	1927	1943	2004	2011	2013			2027	2053	2057	2113	2113	2127	2153	2213	2213
Reading (RDG)	7	d			1913	1913	1941	1943	2004	2011	2013			2040	2106	2112	2113	2113	2140	2206		
Didcot Parkway (DID)		d			1928	1937	1955	2007	2020	2026	2037			2055	2122	2126	2137	2137	2155	2222	2237	2237
Swindon (SWI)		a			1930	1940	1958	2010	2025	2028	2040	2045	2054	2057	2127	2129	2140	2140	2157	2229	2240	2240
Swindon (SWI)		d							2038				2107		2140				2242			
Kemble (KEM)		d							2054				2122		2156				2257			
Stroud (STD)		d							2100				2127		2201				2302			
Stonehouse (SHU)		d							2116				2142		2215				2315			
Gloucester (GCR)	7	a							2132				2205		2234				2331			
Cheltenham Spa (CNM)		a																				
Chippenham (CPM)		d			1942		2010			2040		2100		2109		2140			2209			
Melksham (MKM)		a										2109										
Trowbridge (TRO)		a										2119										
Westbury (WSB)		a										2126										
Bath Spa (BTH)	7	d			1956c		2025e		2053					2122		2153			2224e			
Bristol Parkway (BPW)	7	d				2004c		2038f		2105							2203	2203			2304	2304
Bristol Temple Meads (BRI)	10	a			2007		2040		2108					2134		2205			2239			
Nailsea & Backwell (NLS)		a			2021				2128							2229						
Yatton (YAT)		a			2026				2133							2235						
Worle (WOR)		a			2032				2139							2241						
Weston Milton (WNM)		a			2037				2145													
Weston-super-Mare (WSM)		a			2042				2150							2248						
Highbridge & Burnham (HIG)		a																				
Bridgwater (BWT)		a																				
Taunton (TAU)		a																				
Newport (South Wales) (NWP)		a				2025		2057			2123						2223	2232			2323	2329
Cardiff Central (CDF)	7	a				2039		2115			2140						2239	2249			2336	2347
Bridgend (BGN)		a				2059		2145			2201						2308	2308			0012	0012
Port Talbot Parkway (PTA)		a				2113		2159			2215						2322	2322			0026	0026
Neath (NTH)		a				2120		2206			2222						2330	2330			0033	0033
Swansea (SWA)		a				2133		2219			2235						2343	2343			0046	0046
Llanelli (LLE)	7	a																				
Pembrey & Burry Port (PBY)		a																				
Carmarthen (CMN)		a																				

NOTES (see introductory pages for explanation of train operator codes and standard symbols)









- a Arrival time
- d Departure time
- c Arrives 3 minutes earlier
- e Arrives 4 minutes earlier
- f Arrives 7 minutes earlier

- C To Worcester Shrub Hill, see table 132

- FO Fridays only
- FX Not Fridays

London and Reading to Swindon, Cheltenham Spa, Bath, Bristol, Weston-Super-Mare, Cardiff, Swansea and West Wales

Mondays to Fridays

Operator	GW	GW	GW	GW	GW	GW
Train ID	1C36	1C37	2G93	1B38	1B38	1C39
Days of operation/Notes	H			FO	FX	
1st Class/Reservations/Bus/Ferry	11	11		11	11	11
Catering facilities	☞	☞		☞	☞	☞
London Paddington (PAD)  d	2202	2232		2248	2248	2332
Reading (RDG)  d	2227	2259		2318	2318	0005
Didcot Parkway (DID) d	2241	2313		2334	2334	0020
Swindon (SWI) a	2255	2329		2348	2348	0034
Swindon (SWI) d	2258	2332	2342	2351	2351	0038
Kemble (KEM) d			2355			
Stroud (STD) d			0010			
Stonehouse (SHU) d			0015			
Gloucester (GCR)  a			0029			
Cheltenham Spa (CNM) a			0043			
Chippenham (CPM) d	2311	2344				0050
Melksham (MKM) a						
Trowbridge (TRO) a						
Westbury (WSB) a						
Bath Spa (BTH)  d	2324	2357c				0103c
Bristol Parkway (BPW)  d				0015	0015	
Bristol Temple Meads (BRI)  a	2335	0009				0115
Nailsea & Backwell (NLS) a	2357s					
Yatton (YAT) a	0002s					
Worle (WOR) a	0008s					
Weston Milton (WNM) a						
Weston-super-Mare (WSM) a	0015s					
Highbridge & Burnham (HIG) a	0026s					
Bridgwater (BWT) a	0033s					
Taunton (TAU) a	0044					
Newport (South Wales) (NWP) a				0034	0042	
Cardiff Central (CDF)  a				0047	0100	
Bridgend (BGN) a				0110	0121	
Port Talbot Parkway (PTA) a				0135	0144	
Neath (NTH) a				0143	0152	
Swansea (SWA) a				0156	0205	
Llanelli (LLE)  a						
Pembrey & Burry Port (PBY) a						
Carmarthen (CMN) a						

NOTES (see introductory pages for explanation of train operator codes and standard symbols)

- a Arrival time
 - d Departure time
 - s Stops to set down only
 - c Arrives 3 minutes earlier
- H To Plymouth, see table 135

- FO Fridays only
- FX Not Fridays

London and Reading to Swindon, Cheltenham Spa, Bath, Bristol, Weston-Super-Mare, Cardiff, Swansea and West Wales

Saturdays

Operator	Train ID	1st Class/Reservations/Bus/Ferry Catering facilities	GW 1C02	GW 2G03	GW 1B03	GW 1C03	GW 1G05	GW 1C04	GW 2M22	GW 1B05	GW 1C05	GW 9U06	GW 1G07	GW 1C06	GW 2M24	GW 1B07	GW 1C07	GW 1G09	GW 1C08	GW 1B09
			⌚		⌚	⌚	⌚	⌚		⌚	⌚	⌚	⌚	⌚		⌚	⌚	⌚	⌚	⌚
London Paddington (PAD)	15 d		0630		0648	0702	0728	0732		0748	0802	0813	0828	0832		0848	0902	0928	0932	0948
Reading (RDG)	7 d		0655		0713	0727	0753	0757		0813	0827	0840	0854	0859		0913	0927	0953	0958	1013
Didcot Parkway (DID)	d		0709		0740	0806	0812			0840	0855	0908	0913			0940	1007	1013		
Swindon (SWI)	a		0724		0738	0756	0823	0827		0838	0856	0913	0924	0929		0938	0956	1024	1028	1038
Swindon (SWI)	d		0726	0729	0740	0757	0828	0828	0835	0841	0858	0915	0928	0930	0935	0940	0957	1028	1030	1040
Kemble (KEM)	d			0742		0841							0941				1041			
Stroud (STD)	d			0757		0857							0957				1057			
Stonehouse (SHU)	d			0802		0902							1002				1102			
Gloucester (GCR)	7 a			0816		0914							1014				1114			
Cheltenham Spa (CNM)	a			0828		0929							1028				1128			
Chippenham (CPM)	d		0738			0809		0841	0857e		0910			0942	0950		1009		1042	
Melksham (MKM)	a								0906						0959					
Trowbridge (TRO)	a								0915						1009					
Westbury (WSB)	a								0923						1016					
Bath Spa (BTH)	7 d		0751		0823		0854			0923			0955			1023		1055		
Bristol Parkway (BPW)	7 d			0804					0905		0938a				1005					1104
Bristol Temple Meads (BRI)	10 a		0803		0835		0906			0935			1007			1035		1107		
Nailsea & Backwell (NLS)	a																			
Yatton (YAT)	a												1022							
Worle (WOR)	a																			
Weston Milton (WNM)	a																			
Weston-super-Mare (WSM)	a												1033							
Highbridge & Burnham (HIG)	a												1045							
Bridgwater (BWT)	a												1053							
Taunton (TAU)	a												1105							
Newport (South Wales) (NWP)	a			0825						0924					1024					1124
Cardiff Central (CDF)	7 a			0838						0939					1038					1137
Bridgend (BGN)	a			0900						1000					1057					1158
Port Talbot Parkway (PTA)	a			0914						1014					1113					1212
Neath (NTH)	a			0922						1021					1120					1219
Swansea (SWA)	a			0935						1034					1134					1232
Llanelli (LLE)	7 a																			
Pembrey & Burry Port (PBY)	a																			
Carmarthen (CMN)	a																			

NOTES (see introductory pages for explanation of train operator codes and standard symbols)

- a Arrival time
- d Departure time
- e Arrives 6 minutes earlier

London and Reading to Swindon, Cheltenham Spa, Bath, Bristol, Weston-Super-Mare, Cardiff, Swansea and West Wales

Saturdays

Operator	GW	GW	GW	GW	GW	GW	GW	GW	GW	GW	GW	GW	GW	GW	GW	GW	GW	GW
Train ID	1C09	2M25	1G11	1C10	1B11	1C11	1G13	1C12	1B13	1C13	2M26	9B14	2G15	1C14	1B15	1C15	1G17	1C16
1st Class/Reservations/Bus/Ferry Catering facilities	⌘		⌘	⌘	⌘	⌘	⌘	⌘	⌘	⌘		⌘		⌘	⌘	⌘	⌘	⌘
London Paddington (PAD) d	1002		1028	1032	1048	1102	1128	1132	1148	1202		1213		1232	1248	1302	1328	1332
Reading (RDG) d	1027		1053	1057	1113	1127	1153	1157	1213	1227		1240		1257	1313	1327	1353	1357
Didcot Parkway (DID) d	1040		1106	1112		1140	1206	1212		1240		1255		1312		1340	1406	1412
Swindon (SWI) a	1056		1123	1127	1138	1156	1224	1228	1238	1256		1318		1327	1338	1356	1423	1427
Swindon (SWI) d	1057	1105	1128	1129	1140	1157	1228	1230	1240	1257	1305	1319	1328	1329	1340	1357	1428	1429
Kemble (KEM) d			1141				1241						1341				1441	
Stroud (STD) d			1157				1257						1357				1457	
Stonehouse (SHU) d			1202				1302						1402				1502	
Gloucester (GCR) a			1214				1314						1416				1514	
Cheltenham Spa (CNM) a			1228				1328						1428				1528	
Chippenham (CPM) d	1109	1121		1141		1210		1241		1310	1321			1341		1409		1441
Melksham (MKM) a		1130										1330						
Trowbridge (TRO) a		1139										1339						
Westbury (WSB) a		1148										1348						
Bath Spa (BTH) d	1123			1155c		1223		1254		1323				1354		1423		1455c
Bristol Parkway (BPW) d					1204				1304			1343			1404			
Bristol Temple Meads (BRI) a	1135			1209		1235		1306		1335				1406		1435		1509
Nailsea & Backwell (NLS) a																		1523
Yatton (YAT) a														1422				1528
Worle (WOR) a																		
Weston Milton (WNM) a																		
Weston-super-Mare (WSM) a				1232				1333						1434				1540
Highbridge & Burnham (HIG) a																		
Bridgwater (BWT) a																		
Taunton (TAU) a																		
Newport (South Wales) (NWP) a					1224				1323			1402			1423			
Cardiff Central (CDF) a					1237				1338			1415			1437			
Bridgend (BGN) a					1258				1359						1459			
Port Talbot Parkway (PTA) a					1312				1413						1513			
Neath (NTH) a					1319				1420						1520			
Swansea (SWA) a					1332				1433						1533			
Llanelli (LLE) a																		
Pembrey & Burry Port (PBY) a																		
Carmarthen (CMN) a																		

NOTES (see introductory pages for explanation of train operator codes and standard symbols)

- a Arrival time
- d Departure time
- c Arrives 3 minutes earlier

London and Reading to Swindon, Cheltenham Spa, Bath, Bristol, Weston-Super-Mare, Cardiff, Swansea and West Wales

Saturdays

Operator	GW	GW	GW	GW	GW	GW	GW	GW	GW	GW	GW	GW	GW	GW	GW	GW	GW	GW	
Train ID	1B17	1C17	2M27	1G19	1C18	1B19	1C19	2M29	9U20	2G21	1C20	1B21	1C21	1G23	1C22	2M30	1B24	1C24	
1st Class/Reservations/Bus/Ferry Catering facilities	1	1		1	1	1	1		1		1	1	1	1	1		1	1	
London Paddington (PAD)	1348	1402		1428	1432	1448	1502		1513		1532	1548	1602	1628	1632		1648	1702	
Reading (RDG)	1413	1427		1453	1457	1513	1527		1540		1557	1613	1627	1653	1657		1713	1727	
Didcot Parkway (DID)		1440		1506	1512		1540		1556		1612	1640	1706	1712				1740	
Swindon (SWI)	1438	1456		1523	1527	1538	1556		1614		1627	1638	1656	1723	1727		1738	1756	
Swindon (SWI)	1440	1458	1505	1528	1529	1540	1557	1603	1615	1628	1629	1640	1657	1728	1729	1735	1740	1757	
Kemble (KEM)				1541						1641				1741					
Stroud (STD)				1557						1657				1757					
Stonehouse (SHU)				1602						1702				1802					
Gloucester (GCR)				1614						1716				1815					
Cheltenham Spa (CNM)				1628						1728				1829					
Chippenham (CPM)		1510	1527f		1541		1609	1618			1641		1709			1740	1750		1809
Melksham (MKM)			1536					1627									1759		
Trowbridge (TRO)			1546					1637									1809		
Westbury (WSB)			1553					1644									1817		
Bath Spa (BTH)		1523			1554		1623				1654		1723		1753				1823
Bristol Parkway (BPW)	1504					1604			1638a			1704					1804		
Bristol Temple Meads (BRI)		1535			1606		1635				1706		1735		1805				1835
Nailsea & Backwell (NLS)											1723				1817				
Yatton (YAT)											1729				1823				
Worle (WOR)											1735								
Weston Milton (WNM)																			
Weston-super-Mare (WSM)					1630						1742								1834
Highbridge & Burnham (HIG)																			1846
Bridgwater (BWT)																			1854
Taunton (TAU)																			1906
Newport (South Wales) (NWP)	1525						1624					1723							1823
Cardiff Central (CDF)	1541						1637					1738							1837
Bridgend (BGN)	1606						1659					1757							1858
Port Talbot Parkway (PTA)	1620						1713					1811							1912
Neath (NTH)	1627						1720					1819							1920
Swansea (SWA)	1640						1733					1832							1933
Llanelli (LLE)																			
Pembrey & Burry Port (PBY)																			
Carmarthen (CMN)																			

NOTES (see introductory pages for explanation of train operator codes and standard symbols)

- a Arrival time
- d Departure time
- f Arrives 7 minutes earlier

London and Reading to Swindon, Cheltenham Spa, Bath, Bristol, Weston-Super-Mare, Cardiff, Swansea and West Wales

Saturdays

Operator	Train ID	1st Class/Reservations/Bus/Ferry Catering facilities	GW 1B26	GW 1G25	GW 1C25	GW 1B27	GW 1C27	GW 1B29	GW 1G27	GW 1C28	GW 2M40	GW 1B30	GW 1C30	GW 1B31	GW 1G29	GW 1C31	GW 1B32	GW 1C32	GW 2M44	GW 9C40
			1718	1728	1732	1748	1802	1818	1828	1832		1848	1902	1918	1928	1932	1948	2002		2013
London Paddington (PAD)	13 d		1718	1728	1732	1748	1802	1818	1828	1832		1848	1902	1918	1928	1932	1948	2002		2013
Reading (RDG)	7 d		1743	1753	1757	1813	1827	1843	1853	1857		1913	1927	1943	1953	1957	2013	2027		2040
Didcot Parkway (DID)	d		1757	1806	1812		1840	1857	1906	1912			1940	1957	2006	2012		2040		2055
Swindon (SWI)	a		1812	1823	1827	1838	1856	1912	1923	1927		1938	1956	2012	2023	2027	2038	2056		2114
Swindon (SWI)	d		1814	1828	1829	1840	1857	1915	1929	1929	1935	1940	1957	2014	2028	2028	2040	2057	2107	
Kemble (KEM)	d			1841					1941					2041						
Stroud (STD)	d			1857					1957					2057						
Stonehouse (SHU)	d			1902					2002					2102						
Gloucester (GCR)	7 a			1914					2016					2115						
Cheltenham Spa (CNM)	a			1930					2032					2129						
Chippenham (CPM)	d			1841		1909			1941	1950			2009			2040		2109	2122	
Melksham (MKM)	a									1959										2131
Trowbridge (TRO)	a									2009										2141
Westbury (WSB)	a									2016										2149
Bath Spa (BTH)	7 d			1854		1922			1954				2024c		2053		2122			
Bristol Parkway (BPW)	7 d	1838			1904		1940c					2004		2039c		2104				
Bristol Temple Meads (BRI)	10 a			1906		1935			2006				2037		2105		2134			
Nailsea & Backwell (NLS)	a			1919					2019						2118					
Yatton (YAT)	a			1925					2025						2123					
Worle (WOR)	a			1931					2031						2129					
Weston Milton (WNM)	a														2134					
Weston-super-Mare (WSM)	a			1938					2039						2138					
Highbridge & Burnham (HIG)	a								2051											
Bridgwater (BWT)	a								2058											
Taunton (TAU)	a								2112											
Newport (South Wales) (NWP)	a	1900			1923		1959					2023		2058			2123			
Cardiff Central (CDF)	7 a	1914			1940		2013					2038		2111			2137			
Bridgend (BGN)	a	1938			2000		2033					2059		2131			2157			
Port Talbot Parkway (PTA)	a	1952			2014		2047					2113		2145			2211			
Neath (NTH)	a	1959			2021		2054					2120		2152			2218			
Swansea (SWA)	a	2012			2034		2107					2133		2205			2231			
Llanelli (LLE)	7 a	2040																		
Pembrey & Burry Port (PBY)	a	2047																		
Carmarthen (CMN)	a	2109																		

NOTES (see introductory pages for explanation of train operator codes and standard symbols)

- a Arrival time
- d Departure time
- c Arrives 3 minutes earlier

London and Reading to Swindon, Cheltenham Spa, Bath, Bristol, Weston-Super-Mare, Cardiff, Swansea and West Wales

Saturdays

Operator Train ID Days of operation/Notes 1st Class/Reservations/Bus/Ferry Catering facilities	GW 2G31	GW 1C33 A 113 113 113	GW 1B35 113 113 113	GW 1C35 113 113 113	GW 2G93	GW 1U36 113 113 113	GW 1C37 113 113 113	GW 1C38 113 113 113
London Paddington (PAD) 15 d		2032	2048	2132		2202	2230	2330
Reading (RDG) 7 d		2057	2113	2157		2227	2255	0002
Didcot Parkway (DID)	d	2112		2210		2240	2309	0018
Swindon (SWI)	a	2127	2138	2227		2256	2324	0035
Swindon (SWI)	d	2128	2129	2140	2227	2241	2257	2326
Kemble (KEM)	d	2141				2254		
Stroud (STD)	d	2157				2309		
Stonehouse (SHU)	d	2202				2314		
Gloucester (GCR) 7 a	a	2218				2329		
Cheltenham Spa (CNM)	a	2229						
Chippenham (CPM)	d		2140		2239		2338	0049
Melksham (MKM)	a							
Trowbridge (TRO)	a							
Westbury (WSB)	a							
Bath Spa (BTH) 7 d		2153		2253			2351	0102
Bristol Parkway (BPW) 7 d			2205			2319a		
Bristol Temple Meads (BRI) 10 a		2205		2305			0003	0114
Nailsea & Backwell (NLS)	a	2217s						
Yatton (YAT)	a	2222s						
Worle (WOR)	a	2229s						
Weston Milton (WNM)	a							
Weston-super-Mare (WSM)	a	2235s						
Highbridge & Burnham (HIG)	a	2247s						
Bridgwater (BWT)	a	2255s						
Taunton (TAU)	a	2306						
Newport (South Wales) (NWP)	a		2231					
Cardiff Central (CDF) 7 a	a		2249					
Bridgend (BGN)	a		2309					
Port Talbot Parkway (PTA)	a		2323					
Neath (NTH)	a		2330					
Swansea (SWA)	a		2343					
Llanelli (LLE) 7 a	a							
Pembrey & Burry Port (PBY)	a							
Carmarthen (CMN)	a							

NOTES (see introductory pages for explanation of train operator codes and standard symbols)

- a Arrival time
- d Departure time
- s Stops to set down only

A To Exeter St Davids, see table 134

London and Reading to Swindon, Cheltenham Spa, Bath, Bristol, Weston-Super-Mare, Cardiff, Swansea and West Wales

Sundays

Operator	Train ID	GW 1C05	GW 2M06	GW 1B15	GW 2G01	GW 1C07 B	GW 1C07 C	GW 1C08	GW 1B20 D	GW 2G02	GW 9U22	GW 1C10	GW 2G03	GW 1B25	GW 2O89 E	GW 1C12	GW 2G04	GW 1B28 F	GW 1C14	
Days of operation/Notes	A	113		113	1	113	113		113	1	13	113		113	E	113	1	113	113	
1st Class/Reservations/Bus/Ferry		113		113	1	113	113		113	1	13	113		113	E	113	1	113	113	
Catering facilities		113		113	1	113	113		113	1	13	113		113	E	113	1	113	113	
London Paddington (PAD)	15 d	0800		0833		0900	0900		0937			1013	1030		1043		1130		1143	1230
Reading (RDG)	7 d	0831		0859		0929	0929		1003			1040	1055		1109		1154		1209	1255
Didcot Parkway (DID)	d	0848		0915		0946	0949		1016			1055	1108				1208			1308
Swindon (SWI)	a	0903		0930		1001	1004		1032			1113	1124		1135		1224		1234	1324
Swindon (SWI)	d	0904	0913	0931	0935	1003	1006	1020	1033	1037	1116	1125	1130	1137	1141	1225	1232	1236	1325	
Kemble (KEM)	d				0946					1048			1143				1244			
Stroud (STD)	d				1001					1103			1157				1259			
Stonehouse (SHU)	d				1005					1106			1201				1302			
Gloucester (GCR)	7 a				1019					1121			1219				1317			
Cheltenham Spa (CNM)	a				1035					1134			1231				1332			
Chippenham (CPM)	d	0916	0928			1015	1018	1036				1137			1156	1237			1337	
Melksham (MKM)	a		0937												1205					
Trowbridge (TRO)	a		0947												1215					
Westbury (WSB)	a		0954												1222					
Bath Spa (BTH)	7 d	0928				1029e	1031	1051				1150				1252			1350	
Bristol Parkway (BPW)	7 d			0955					1100c			1146a		1201					1300	
Bristol Temple Meads (BRI)	10 a	0940				1042	1043	1106				1202				1305			1402	
Nailsea & Backwell (NLS)	a											1215							1414	
Yatton (YAT)	a					1057	1057					1220							1420	
Worle (WOR)	a											1227							1426	
Weston Milton (WNM)	a																			
Weston-super-Mare (WSM)	a					1108	1108					1236							1433	
Highbridge & Burnham (HIG)	a																			
Bridgwater (BWT)	a	1010																		
Taunton (TAU)	a	1021																		
Newport (South Wales) (NWP)	a			1014					1120					1221					1321	
Cardiff Central (CDF)	7 a			1030					1133					1234					1335	
Bridgend (BGN)	a			1053					1153					1254					1355	
Port Talbot Parkway (PTA)	a			1107					1207					1308					1411	
Neath (NTH)	a			1114					1215					1315					1419	
Swansea (SWA)	a			1128					1228					1328					1432	
Llanelli (LLE)	7 a								1250										1454	
Pembrey & Burry Port (PBY)	a								1257										1501	
Carmarthen (CMN)	a								1327										1529	

NOTES (see introductory pages for explanation of train operator codes and standard symbols)

- a Arrival time
- d Departure time
- c Arrives 4 minutes earlier
- e Arrives 3 minutes earlier

- A To Exeter St Davids, see table 134
- B Runs from 3 April
- C Runs until 27 March
- D Also calls at Kidwelly 1304 and Ferryside 1311
- E Until 27 March terminates Westbury. From 3 April runs to Weymouth, see table 133
- F Also calls at Kidwelly 1508 and Ferryside 1515

London and Reading to Swindon, Cheltenham Spa, Bath, Bristol, Weston-Super-Mare, Cardiff, Swansea and West Wales

Sundays

Operator Train ID Days of operation/Notes 1st Class/Reservations/Bus/Ferry Catering facilities	GW 2G05	GW 1B35	GW 2091 G	GW 1C16	GW 2G07	GW 1B40	GW 9B43	GW 1C18	GW 2G09	GW 1B46	GW 2M12 H	GW 1C19	GW 1C20	GW 2G10	GW 1B51	GW 1C21	GW 1C22 J	GW 2G11	
London Paddington (PAD) d		1243		1330		1343	1413	1430		1443		1500	1530		1543	1600	1630		
Reading (RDG) d		1309		1355		1409	1440	1454		1509		1525	1555		1609	1624	1655		
Didcot Parkway (DID)				1408			1455	1508				1538	1608			1638	1708		
Swindon (SWI)			1335	1424		1434	1513	1523		1534		1554	1624		1635	1653	1725		
Swindon (SWI)	d	1330	1336	1340	1425	1430	1436	1515	1524	1530	1536	1544	1555	1625	1631	1637	1654	1727	1730
Kemble (KEM)	d	1342			1443				1542					1643					1742
Stroud (STD)	d	1357			1457				1557					1658					1757
Stonehouse (SHU)	d	1400			1501				1600					1702					1801
Gloucester (GCR) a		1417			1522				1617					1720					1818
Cheltenham Spa (CNM)	a	1435			1533				1632					1732					1830
Chippenham (CPM)	d		1355	1437				1536			1559	1607	1638			1707	1739		
Melksham (MKM)	a		1404								1608								
Trowbridge (TRO)	a		1414								1618								
Westbury (WSB)	a		1421								1625								
Bath Spa (BTH) d				1450				1550				1621	1651			1720	1752		
Bristol Parkway (BPW) d		1400				1501	1539			1601					1702				
Bristol Temple Meads (BRI) a				1502				1602				1635	1703			1736	1804		
Nailsea & Backwell (NLS)	a												1714						1819
Yatton (YAT)	a												1720						1824
Worle (WOR)	a												1726						1830
Weston Milton (WNM)	a																		
Weston-super-Mare (WSM)	a												1732						1837
Highbridge & Burnham (HIG)	a												1744						
Bridgwater (BWT)	a												1751						1853
Taunton (TAU)	a							1641					1803						1904
Newport (South Wales) (NWP)	a	1419				1525	1558			1620					1725				
Cardiff Central (CDF) a		1432				1539	1613			1634					1738				
Bridgend (BGN)	a	1453				1559				1657					1758				
Port Talbot Parkway (PTA)	a	1507				1613				1714					1812				
Neath (NTH)	a	1514				1620				1722					1819				
Swansea (SWA)	a	1527				1633				1735					1832				
Llanelli (LLE) a						1655													
Pembrey & Burry Port (PBY)	a					1702													
Carmarthen (CMN)	a					1724													

NOTES (see introductory pages for explanation of train operator codes and standard symbols)

a Arrival time
d Departure time

G To Weymouth, see table 133
H To Frome, see table 133
J To Plymouth, see table 135

London and Reading to Swindon, Cheltenham Spa, Bath, Bristol, Weston-Super-Mare, Cardiff, Swansea and West Wales

Sundays

Operator	GW	GW	GW	GW	GW	GW	GW	GW	GW	GW	GW	GW	GW	GW	GW	GW	GW	GW
Train ID	1B59	2M14	1C23	1C24	1G68	1B69	1C25	1C26	2G13	2M16	1B79	1C27	9C83	1C28	2G14	1B88	1C30	2M18
Days of operation/Notes							J											
1st Class/Reservations/Bus/Ferry																		
Catering facilities																		
London Paddington (PAD)	1643		1700	1730	1733	1743	1800	1830			1843	1900	1913	1930		1943	2030	
Reading (RDG)	1709		1725	1755	1758	1809	1825	1855			1908	1925	1940	1955		2009	2055	
Didcot Parkway (DID)			1738		1811		1838					1938	1955			2022		
Swindon (SWI)	1735		1754	1820	1828	1835	1854	1920			1934	1954	2014	2020		2038	2120	
Swindon (SWI)	1736	1744	1755	1822	1829	1837	1855	1922	1929	1929	1935	1955		2022	2031	2039	2122	2125
Kemble (KEM)					1841				1942						2044			
Stroud (STD)					1857				1956						2058			
Stonehouse (SHU)					1901				2000						2102			
Gloucester (GCR)					1916				2018						2122			
Cheltenham Spa (CNM)					1932				2032						2135			
Chippenham (CPM)		1759	1807	1834			1907	1933		1945		2007		2034			2134	2140
Melksham (MKM)		1808								1954								2149
Trowbridge (TRO)		1818								2003								2159
Westbury (WSB)		1825								2011								2205
Bath Spa (BTH)			1820	1847			1920	1946				2020		2048e			2147	
Bristol Parkway (BPW)	1800					1901					1958					2103		
Bristol Temple Meads (BRI)			1835	1859			1932	1958				2032		2102			2159	
Nailsea & Backwell (NLS)				1919				2019									2214	
Yatton (YAT)				1924				2024									2219	
Worle (WOR)				1930				2030									2225	
Weston Milton (WNM)				1935													2230	
Weston-super-Mare (WSM)				1940				2038									2235	
Highbridge & Burnham (HIG)																		
Bridgwater (BWT)																		
Taunton (TAU)							2008											
Newport (South Wales) (NWP)	1820					1920					2018					2122		
Cardiff Central (CDF)	1836					1934					2032					2135		
Bridgend (BGN)	1855					1954					2053					2154		
Port Talbot Parkway (PTA)	1909					2008					2106					2208		
Neath (NTH)	1917					2015					2114					2216		
Swansea (SWA)	1930					2028					2130					2229		
Llanelli (LLE)																		
Pembrey & Burry Port (PBY)																		
Carmarthen (CMN)																		

NOTES (see introductory pages for explanation of train operator codes and standard symbols)

- a Arrival time
- d Departure time
- e Arrives 3 minutes earlier
- J To Plymouth, see table 135

London and Reading to Swindon, Cheltenham Spa, Bath, Bristol, Weston-Super-Mare, Cardiff, Swansea and West Wales

Sundays

Operator	GW	GW	GW	GW	GW	GW	GW	GW	GW	
Train ID	2G15	1B91	1C32	1B93	1C33	2G90	1U34	1C35	1C36	
Days of operation/Notes							K		L	
1st Class/Reservations/Bus/Ferry	1	1	1	1	1		1	1	1	
Catering facilities		☞	☞	☞	☞		☞	☞	☞	
London Paddington (PAD)	☞ 15 d		2043	2130	2143	2200		2237	2257	2333
Reading (RDG)	7 d		2109	2155	2209	2224		2315	2335	0019
Didcot Parkway (DID)	d		2123	2208	2223	2238		2329s	2350s	0034s
Swindon (SWI)	a		2138	2224	2238	2253		2346s	0009s	0052s
Swindon (SWI)	d	2130	2140	2225	2240	2255	2310			
Kemble (KEM)	d	2143					2322			
Stroud (STD)	d	2158					2337			
Stonehouse (SHU)	d	2202					2341			
Gloucester (GCR)	7 a	2215					2359			
Cheltenham Spa (CNM)	a	2230					0011			
Chippenham (CPM)	d			2237		2306			0022s	0104s
Melksham (MKM)	a									
Trowbridge (TRO)	a									
Westbury (WSB)	a									
Bath Spa (BTH)	7 d			2250		2319			0033s	0116s
Bristol Parkway (BPW)	7 d		2205		2302		0009a			
Bristol Temple Meads (BRI)	10 a			2302		2333			0048	0130
Nailsea & Backwell (NLS)	a									
Yatton (YAT)	a									
Worle (WOR)	a									
Weston Milton (WNM)	a									
Weston-super-Mare (WSM)	a									
Highbridge & Burnham (HIG)	a									
Bridgwater (BWT)	a									
Taunton (TAU)	a									
Newport (South Wales) (NWP)	a		2224		2321					
Cardiff Central (CDF)	7 a		2237		2335					
Bridgend (BGN)	a		2257		2356					
Port Talbot Parkway (PTA)	a		2311		0010					
Neath (NTH)	a		2318		0019					
Swansea (SWA)	a		2331		0032					
Llanelli (LLE)	7 a									
Pembrey & Burry Port (PBY)	a									
Carmarthen (CMN)	a									

NOTES (see introductory pages for explanation of train operator codes and standard symbols)

- a Arrival time
- d Departure time
- s Stops to set down only

- K Also calls at Slough 2255
- L Also calls at Slough 0001

West Wales, Swansea, Cardiff, Weston-Super-Mare, Bristol, Bath, Cheltenham Spa and Swindon to Reading and London

Mondays to Fridays

Operator Train ID Days of operation/Notes 1st Class/Reservations/Bus/Ferry Catering facilities	GW 1H02	GW 1L60	GW 2M09	GW 1A01	GW 1L01	GW 1A02	GW 1L03	GW 1L62	GW 1A04	GW 1L05	GW 1A06	GW 2G81 B	GW 1L06	GW 1L64	GW 1A07	GW 2M13	GW 1L08	GW 1A10	
	11	11		11	11	11	11	11	11	11	11		11	11	11		11	11	
Carmarthen (CMN)	d																		
Pembrey & Burry Port (PBY)	d																		
Llanelli (LLE)	7 d																		
Swansea (SWA)	d				0346		0458			0528			0558				0628		
Neath (NTH)	d				0358		0510			0540			0610				0640		
Port Talbot Parkway (PTA)	d				0405		0517			0547			0617				0647		
Bridgend (BGN)	d				0427		0531			0601			0631				0701		
Cardiff Central (CDF)	7 d				0507		0555			0624			0654				0724		
Newport (South Wales) (NWP)	d				0525		0607			0637			0706				0736		
Taunton (TAU)	d																		
Bridgwater (BWT)	d																		
Highbridge & Burnham (HIG)	d																		
Weston-super-Mare (WSM)	d										0620				0652				
Weston Milton (WNM)	d										0624				0656				
Worle (WOR)	d										0628				0700				
Yatton (YAT)	d										0634				0706				
Nailsea & Backwell (NLS)	d										0640				0712				
Bristol Temple Meads (BRI)	10 d	0453		0525		0547			0630		0700				0730			0750	
Bristol Parkway (BPW)	7 d	0503			0554		0628			0659			0729				0802		
Bath Spa (BTH)	7 d			0538		0602			0643		0713				0743			0804	
Westbury (WSB)	d			0517								0705					0737		
Trowbridge (TRO)	d			0523								0711					0743		
Melksham (MKM)	d			0533								0721					0753		
Chippenham (CPM)	d			0543	0552		0615			0656		0726	0731			0756	0803	0816	
Cheltenham Spa (CNM)	d		0456						0553					0648					
Gloucester (GCR)	7 d		0510						0610					0705					
Stonehouse (SHU)	d		0521						0622					0719					
Stroud (STD)	d		0526						0627					0724					
Kemble (KEM)	d		0542						0642					0740					
Swindon (SWI)	a	0525	0555	0559	0604	0616	0629	0651	0655	0708	0721	0738	0747	0751	0753	0808	0819	0824	0829
Swindon (SWI)	d	0528	0556		0606	0618	0630	0653	0658	0710	0723	0740		0753	0757	0809		0826	0830
Didcot Parkway (DID)	d	0546	0613			0636	0647		0715	0726				0814	0827				0847
Reading (RDG)	7 a	0558	0625		0631	0648	0659	0717	0728	0738	0749			0818	0826	0839			0859
London Paddington (PAD)	15 a	0626	0654		0659	0716	0729	0744	0759	0808	0816	0829		0844	0854	0908		0914	0930

NOTES (see introductory pages for explanation of train operator codes and standard symbols)

- a Arrival time
- d Departure time
- B From Salisbury, see table 133

West Wales, Swansea, Cardiff, Weston-Super-Mare, Bristol, Bath, Cheltenham Spa and Swindon to Reading and London

Mondays to Fridays

Operator	GW	GW	GW	GW	GW	GW	GW	GW	GW	GW	GW	GW	GW	GW	GW	GW	GW	GW
Train ID	1A09	1L09	1L66	1A12	1L10	1L11	1A13	1L68	1A14	1L12	2M15	1A15	9L13	1L70	1A16	1L14	1A17	1L15
Days of operation/Notes	1	1	C	1	1	1	1	1	1	D		1	1	1	1	1	1	1
1st Class/Reservations/Bus/Ferry	1	1	1	1	1	1	1	1	1	1		1	1	1	1	1	1	1
Catering facilities	1	1	1	1	1	1	1	1	1	1		1	1	1	1	1	1	1
Carmarthen (CMN)	d									0725								
Pembrey & Burry Port (PBY)	d									0751								
Llanelli (LLE)	7 d									0758								
Swansea (SWA)	d	0657			0720	0743				0822						0922		
Neath (NTH)	d	0710			0732	0755				0834						0934		
Port Talbot Parkway (PTA)	d	0717			0739	0802				0841						0941		
Bridgend (BGN)	d	0731			0753	0816				0855						0955		
Cardiff Central (CDF)	7 d	0755			0818	0841				0918			0951			1018		1041
Newport (South Wales) (NWP)	d	0808			0830	0853				0931			1003			1033		1054
Taunton (TAU)	d	0655			0723													
Bridgwater (BWT)	d	0706			0734													
Highbridge & Burnham (HIG)	d	0713			0742													
Weston-super-Mare (WSM)	d	0724			0754													
Weston Milton (WNM)	d				0758													
Worle (WOR)	d	0730			0802													
Yatton (YAT)	d	0736			0808													
Nailsea & Backwell (NLS)	d	0742			0814													
Bristol Temple Meads (BRI)	10 d	0800			0830		0900		0930			1000			1030		1100	
Bristol Parkway (BPW)	7 d		0829			0856	0916			0956			1024			1056		1120
Bath Spa (BTH)	7 d	0813			0843		0913		0943			1013			1043		1113	
Westbury (WSB)	d										0946							
Trowbridge (TRO)	d										0952							
Melksham (MKM)	d										1002							
Chippenham (CPM)	d	0826			0856		0928		0956		1014	1026			1056		1126	
Cheltenham Spa (CNM)	d			0758				0859						0959				
Gloucester (GCR)	7 d			0813				0913						1014				
Stonehouse (SHU)	d			0825				0924						1026				
Stroud (STD)	d			0830				0928						1030				
Kemble (KEM)	d			0846				0943						1045				
Swindon (SWI)	a	0852	0859	0909	0919	0939	0942	0956	1009	1019	1034	1038	1047	1058	1109	1119	1138	1144
Swindon (SWI)	d	0853	0902	0910	0920	0940	0945	0958	1010	1021		1040	1048	1100	1111	1121	1140	1150
Didcot Parkway (DID)	d		0919	0927			1002	1016	1027			1057	1105	1116	1128		1157	
Reading (RDG)	7 a	0919	0932	0939	0945	1006	1014	1028	1039	1045		1109	1118	1129	1140	1145	1209	1215
London Paddington (PAD)	15 a	0928	0944	0959	1007	1012	1034	1044	1059	1106	1112	1136	1144	1159	1208	1212	1238	1240

NOTES (see introductory pages for explanation of train operator codes and standard symbols)

- a Arrival time
- d Departure time

- C From Worcester Shrub Hill, see table 132
- D Also calls at Ferryside 0737 and Kidwelly 0744

West Wales, Swansea, Cardiff, Weston-Super-Mare, Bristol, Bath, Cheltenham Spa and Swindon to Reading and London

Mondays to Fridays

Operator Train ID 1st Class/Reservations/Bus/Ferry Catering facilities	GW 1L72	GW 1A18	GW 1L16	GW 1A19	GW 1L17	GW 1L74	GW 2M17	GW 1A20	GW 1L18	GW 1A21	GW 1L19	GW 1L76	GW 1A22	GW 1L20	GW 1A23	GW 1L21	GW 1L78	GW 2M19	
Carmarthen (CMN)	d																		
Pembrey & Burry Port (PBY)	d																		
Llanelli (LLE)	7 d																		
Swansea (SWA)	d		1022						1122					1223					
Neath (NTH)	d		1034						1134					1234					
Port Talbot Parkway (PTA)	d		1041						1141					1241					
Bridgend (BGN)	d		1055						1155					1255					
Cardiff Central (CDF)	7 d		1118		1150				1218		1254			1318		1353			
Newport (South Wales) (NWP)	d		1130		1203				1230		1306			1330		1405			
Taunton (TAU)	d																		
Bridgwater (BWT)	d																		
Highbridge & Burnham (HIG)	d																		
Weston-super-Mare (WSM)	d																		
Weston Milton (WNM)	d																		
Worle (WOR)	d																		
Yatton (YAT)	d																		
Nailsea & Backwell (NLS)	d																		
Bristol Temple Meads (BRI)	10 d		1130		1200			1230		1300			1330		1400				
Bristol Parkway (BPW)	7 d			1156		1225			1255		1328			1356		1427			
Bath Spa (BTH)	7 d		1143		1213			1243		1313			1343		1413				
Westbury (WSB)	d							1217										1416	
Trowbridge (TRO)	d							1223										1422	
Melksham (MKM)	d							1233										1432	
Chippenham (CPM)	d		1156		1226			1243	1256		1326			1356		1426		1442	
Cheltenham Spa (CNM)	d	1059				1159						1259						1359	
Gloucester (GCR)	7 d	1113				1214						1314						1414	
Stonehouse (SHU)	d	1125				1226						1326						1426	
Stroud (STD)	d	1130				1231						1330						1430	
Kemble (KEM)	d	1145				1246						1346						1446	
Swindon (SWI)	a	1158	1208	1218	1238	1247	1259	1259	1309	1318	1338	1350	1359	1408	1419	1439	1449	1459	1501
Swindon (SWI)	d	1159	1211	1220	1240	1249	1301		1310	1320	1340	1352	1400	1410	1420	1441	1451	1500	
Didcot Parkway (DID)	d	1217	1228		1257		1317		1327		1357		1417	1428		1457		1517	
Reading (RDG)	7 a	1229	1240	1245	1309	1314	1330		1339	1345	1409	1416	1429	1440	1445	1509	1515	1530	
London Paddington (PAD)	15 a	1259	1306	1312	1339	1341	1359		1405	1414	1436	1444	1501	1508	1512	1536	1541	1559	

NOTES (see introductory pages for explanation of train operator codes and standard symbols)

- a Arrival time
- d Departure time

West Wales, Swansea, Cardiff, Weston-Super-Mare, Bristol, Bath, Cheltenham Spa and Swindon to Reading and London

Mondays to Fridays

Operator Train ID Days of operation/Notes 1st Class/Reservations/Bus/Ferry Catering facilities	GW	GW	GW	GW	GW	GW	GW	GW	GW	GW	GW	GW	GW	GW	GW	GW	GW	GW	
	1A24	1L22	1A25	1L23	1L80 E	1A26	1L24	1A27	1L25	1L82	2M21	1A28	1L26	1A29	1L27	1L84	1A30 F	1L28	
	11	11	11	11	11	11	11	11	11	11		11	11	11	11	11	11	11	
	⌘	⌘	⌘	⌘	⌘	⌘	⌘	⌘	⌘	⌘		⌘	⌘	⌘	⌘	⌘	⌘	⌘	
Carmarthen (CMN)	d																		
Pembrey & Burry Port (PBY)	d																		
Llanelli (LLE)	7 d																		
Swansea (SWA)	d	1322					1422					1522						1623	
Neath (NTH)	d	1334					1433					1534						1634	
Port Talbot Parkway (PTA)	d	1341					1440					1541						1641	
Bridgend (BGN)	d	1355					1453					1555						1655	
Cardiff Central (CDF)	7 d	1418		1454			1518		1554			1618		1654				1720	
Newport (South Wales) (NWP)	d	1430		1506			1530		1606			1630		1707				1735	
Taunton (TAU)	d																		
Bridgwater (BWT)	d																		
Highbridge & Burnham (HIG)	d																		
Weston-super-Mare (WSM)	d																		
Weston Milton (WNM)	d																		
Worle (WOR)	d																		
Yatton (YAT)	d																		
Nailsea & Backwell (NLS)	d																		
Bristol Temple Meads (BRI)	10 d	1430		1500			1530		1600			1630		1700			1729		
Bristol Parkway (BPW)	7 d		1451		1527			1556		1627			1653		1729			1756	
Bath Spa (BTH)	7 d	1443		1513			1543		1614			1643		1713			1745		
Westbury (WSB)	d										1625								
Trowbridge (TRO)	d										1631								
Melksham (MKM)	d										1641								
Chippenham (CPM)	d	1456		1526			1556		1626			1651	1657		1726			1757	
Cheltenham Spa (CNM)	d					1459					1559					1659			
Gloucester (GCR)	7 d					1513					1613					1714			
Stonehouse (SHU)	d					1526					1625					1726			
Stroud (STD)	d					1530					1630					1730			
Kemble (KEM)	d					1546					1645					1746			
Swindon (SWI)	a	1509	1514	1538	1550	1559	1609	1618	1639	1650	1658	1708	1712	1716	1739	1751	1759	1810	1819
Swindon (SWI)	d	1510	1517	1540	1551	1600	1610	1620	1640	1651	1701		1713	1718	1741	1753	1800	1811	1820
Didcot Parkway (DID)	d	1527		1557		1617	1627		1657		1717				1757		1817	1828	
Reading (RDG)	7 a	1539	1544	1609	1616	1629	1639	1645	1709	1717	1729		1738	1743	1809	1817	1830	1840	1847
London Paddington (PAD)	15 a	1607	1609	1639	1641	1659	1708	1714	1738	1742	1801		1805	1809	1838	1844	1901	1909	1914

NOTES (see introductory pages for explanation of train operator codes and standard symbols)

- a Arrival time
d Departure time

- E Also calls at Maidenhead 1641
F Also calls at Keynsham 1736

West Wales, Swansea, Cardiff, Weston-Super-Mare, Bristol, Bath, Cheltenham Spa and Swindon to Reading and London

Mondays to Fridays

Operator Train ID Days of operation/Notes 1st Class/Reservations/Bus/Ferry Catering facilities	GW 2B90 G	GW 1A31	GW 1L29	GW 1L86	GW 1A32	GW 1L30	GW 2M23	GW 1A33	GW 1L88	GW 1L32	GW 1A35	GW 2G91	GW 1L90	GW 1L34	GW 1A37 H	GW 1L92	GW 1L36	GW 1A39 A	
Carmarthen (CMN)	d																		
Pembrey & Burry Port (PBY)	d																		
Llanelli (LLE)	7 d																		
Swansea (SWA)	d					1722				1822				1922				2022	
Neath (NTH)	d					1734				1834				1934				2034	
Port Talbot Parkway (PTA)	d					1741				1841				1941				2041	
Bridgend (BGN)	d					1756				1855				1955				2055	
Cardiff Central (CDF)	7 d			1754		1819				1918				2021				2120	
Newport (South Wales) (NWP)	d			1806		1830				1931				2033				2133	
Taunton (TAU)	d														2003			2117	
Bridgwater (BWT)	d														2014				
Highbridge & Burnham (HIG)	d																		
Weston-super-Mare (WSM)	d		1728						1829									2029	
Weston Milton (WNM)	d																		
Worle (WOR)	d		1734						1835									2035	
Yatton (YAT)	d		1740						1841									2041	
Nailsea & Backwell (NLS)	d		1746						1847									2047	
Bristol Temple Meads (BRI)	10 d		1800			1830			1900			2000						2100	
Bristol Parkway (BPW)	7 d			1827			1852			1955				2055				2155	
Bath Spa (BTH)	7 d		1813			1843			1913			2013						2113	
Westbury (WSB)	d						1834					2006							
Trowbridge (TRO)	d						1840					2012							
Melksham (MKM)	d						1850					2022							
Chippenham (CPM)	d		1826			1856		1904	1926			2026	2032					2125	
Cheltenham Spa (CNM)	d				1759				1859					1959				2100	
Gloucester (GCR)	7 d	1750			1814				1913					2017				2117	
Stonehouse (SHU)	d	1802			1826				1926					2029				2128	
Stroud (STD)	d	1807			1831				1931					2034				2133	
Kemble (KEM)	d	1820			1846				1946					2050				2148	
Swindon (SWI)	a	1834	1838	1850	1859	1909	1916	1921	1938	1959	2018	2038	2050	2103	2117	2138	2201	2217	2239
Swindon (SWI)	d		1840	1851	1902	1910	1917		1940	2003	2020	2040		2104	2119	2139	2203	2219	2241
Didcot Parkway (DID)	d		1858		1919	1927	1934		1958	2020		2057		2121		2156	2220	2259	
Reading (RDG)	7 a		1910	1916	1931	1939	1946		2010	2032	2044	2109		2133	2144	2208	2232	2243	2310
London Paddington (PAD)	e 15 a		1939	1944	1959	2008	2014		2036	2101	2110	2134c		2207	2209e	2236	2300	2309	2356

NOTES (see introductory pages for explanation of train operator codes and standard symbols)

- a Arrival time
- d Departure time
- c 3 minutes later on Fridays
- e 5 minutes later on Fridays

- A From Penzance, see table 135
- G To Warminster, see table 133
- H From Exeter St Davids, see table 134

West Wales, Swansea, Cardiff, Weston-Super-Mare, Bristol, Bath, Cheltenham Spa and Swindon to Reading and London

Mondays to Fridays

	Operator Train ID	GW 2B92
Carmarthen (CMN)	d	
Pembrey & Burry Port (PBY)	d	
Llanelli (LLE)	7 d	
Swansea (SWA)	d	
Neath (NTH)	d	
Port Talbot Parkway (PTA)	d	
Bridgend (BGN)	d	
Cardiff Central (CDF)	7 d	
Newport (South Wales) (NWP)	d	
Taunton (TAU)	d	
Bridgwater (BWT)	d	
Highbridge & Burnham (HIG)	d	
Weston-super-Mare (WSM)	d	
Weston Milton (WNM)	d	
Worle (WOR)	d	
Yatton (YAT)	d	
Nailsea & Backwell (NLS)	d	
Bristol Temple Meads (BRI)	10 d	
Bristol Parkway (BPW)	7 d	
Bath Spa (BTH)	7 d	
Westbury (WSB)	d	
Trowbridge (TRO)	d	
Melksham (MKM)	d	
Chippenham (CPM)	d	
Cheltenham Spa (CNM)	d	2216
Gloucester (GCR)	7 d	2228
Stonehouse (SHU)	d	2239
Stroud (STD)	d	2244
Kemble (KEM)	d	2258
Swindon (SWI)	a	2312
Swindon (SWI)	d	
Didcot Parkway (DID)	d	
Reading (RDG)	7 a	
London Paddington (PAD)	e 15 a	

NOTES (see introductory pages for explanation of train operator codes and standard symbols)

- a Arrival time
- d Departure time

West Wales, Swansea, Cardiff, Weston-Super-Mare, Bristol, Bath, Cheltenham Spa and Swindon to Reading and London

Saturdays

Operator Train ID 1st Class/Reservations/Bus/Ferry Catering facilities	GW 1A01 ⌘	GW 1L01 ⌘	GW 1A03 ⌘	GW 2B62	GW 9A63 ⌘	GW 1A04 ⌘	GW 1L04 ⌘	GW 1A06 ⌘	GW 1L05 ⌘	GW 1L64 ⌘	GW 1A07 ⌘	GW 1L08 ⌘	GW 2M11	GW 1A10 ⌘	GW 1L09 ⌘	GW 1L66 ⌘	GW 1A12 ⌘	GW 1L10 ⌘	
Carmarthen (CMN)	d																		
Pembrey & Burry Port (PBY)	d																		
Llanelli (LLE)	7 d																		
Swansea (SWA)	d		0356				0522		0552			0622			0643			0724	
Neath (NTH)	d		0408				0534		0604			0634			0655			0736	
Port Talbot Parkway (PTA)	d		0415				0541		0611			0641			0703			0744	
Bridgend (BGN)	d		0429				0555		0625			0655			0716			0759	
Cardiff Central (CDF)	7 d		0514				0620		0648			0718			0741			0821	
Newport (South Wales) (NWP)	d		0526				0632		0700			0732			0755			0834	
Taunton (TAU)	d													0657					
Bridgwater (BWT)	d													0707					
Highbridge & Burnham (HIG)	d													0715					
Weston-super-Mare (WSM)	d							0620						0727					
Weston Milton (WNM)	d																		
Worle (WOR)	d								0626					0733					
Yatton (YAT)	d								0632					0739					
Nailsea & Backwell (NLS)	d								0638					0745					
Bristol Temple Meads (BRI)	10 d	0530		0600			0630		0700			0730		0800			0830		
Bristol Parkway (BPW)	7 d		0555				0656		0722			0756			0821			0856	
Bath Spa (BTH)	7 d	0543		0613			0643		0713			0744		0813			0843		
Westbury (WSB)	d													0744					
Trowbridge (TRO)	d													0750					
Melksham (MKM)	d													0800					
Chippenham (CPM)	d	0556		0626			0656		0726			0757		0810	0826			0856	
Cheltenham Spa (CNM)	d				0550						0649						0759		
Gloucester (GCR)	7 d				0605						0711						0815		
Stonehouse (SHU)	d				0617						0725						0829		
Stroud (STD)	d				0623						0731						0834		
Kemble (KEM)	d				0636						0746						0850		
Swindon (SWI)	a	0608	0617	0638	0650		0708	0718	0738	0744	0759	0810	0819	0826	0839	0843	0903	0910	0918
Swindon (SWI)	d	0611	0619	0641		0700	0711	0720	0741	0747	0801	0811	0821		0841	0846	0904	0912	0921
Didcot Parkway (DID)	d	0628	0635	0658		0719	0727		0756	0803	0817	0827		0857	0903	0920	0927		
Reading (RDG)	7 a	0641	0648	0711		0733	0740	0745	0810	0816	0830	0841	0846		0910	0916	0934	0941	0946
London Paddington (PAD)	15 a	0707	0714	0737		0758	0806	0812	0837	0841	0859	0908	0912		0936	0942	0959	1006	1012

NOTES (see introductory pages for explanation of train operator codes and standard symbols)

- a Arrival time
- d Departure time

West Wales, Swansea, Cardiff, Weston-Super-Mare, Bristol, Bath, Cheltenham Spa and Swindon to Reading and London

Saturdays

Operator Train ID Days of operation/Notes 1st Class/Reservations/Bus/Ferry Catering facilities	GW 2M13	GW 1A13 B B B	GW 1L11 B B	GW 2B68	GW 1A14 B B	GW 1L12 C C	GW 1A15 B B	GW 2M15	GW 9L13 B	GW 1L70 B B	GW 1A16 B B	GW 1L14 B B	GW 1A17 B B	GW 1L72 B B	GW 1A18 B B	GW 1L16 B B	GW 1A19 B B	GW 2M17	
Carmarthen (CMN)	d					0724													
Pembrey & Burry Port (PBY)	d					0750													
Llanelli (LLE)	7 d					0757													
Swansea (SWA)	d		0741			0822						0923					1022		
Neath (NTH)	d		0753			0834						0935					1034		
Port Talbot Parkway (PTA)	d		0800			0841						0942					1041		
Bridgend (BGN)	d		0815			0855						0956					1055		
Cardiff Central (CDF)	7 d		0841			0919						1019					1119		
Newport (South Wales) (NWP)	d		0855			0932						1032					1132		
Taunton (TAU)	d		0758																
Bridgwater (BWT)	d		0808																
Highbridge & Burnham (HIG)	d		0815																
Weston-super-Mare (WSM)	d		0827																
Weston Milton (WNM)	d																		
Worle (WOR)	d		0833																
Yatton (YAT)	d		0839																
Nailsea & Backwell (NLS)	d		0845																
Bristol Temple Meads (BRI)	10 d		0900		0930		1000				1030		1100		1130		1200		
Bristol Parkway (BPW)	7 d			0919		0956			1030			1056				1156			
Bath Spa (BTH)	7 d		0913		0944		1014				1043		1113		1143		1213		
Westbury (WSB)	d	0834						1007											1205
Trowbridge (TRO)	d	0840						1013											1211
Melksham (MKM)	d	0850						1023											1221
Chippenham (CPM)	d	0905	0926			0957		1027	1033			1056		1126		1156		1226	1237
Cheltenham Spa (CNM)	d				0859						0959				1059				
Gloucester (GCR)	7 d				0914						1015				1116				
Stonehouse (SHU)	d				0927						1028				1129				
Stroud (STD)	d				0933						1034				1134				
Kemble (KEM)	d				0947						1049				1150				
Swindon (SWI)	a	0923	0938	0943	1001	1009	1018	1039	1049	1053	1102	1109	1119	1138	1203	1208	1219	1238	1255
Swindon (SWI)	d		0941	0947		1011	1021	1041		1055	1104	1111	1121	1141	1204	1211	1221	1241	
Didcot Parkway (DID)	d		0956	1004		1026		1056		1114	1120	1126		1156	1221	1226		1256	
Reading (RDG)	7 a		1010	1017		1040	1046	1110		1128	1133	1140	1146	1210	1234	1240	1246	1310	
London Paddington (PAD)	15 a		1036	1041		1106	1111	1137		1156	1159	1207	1211	1237	1259	1306	1314	1337	

NOTES (see introductory pages for explanation of train operator codes and standard symbols)

- a Arrival time
- d Departure time
- B From Exeter St Davids, see table 134
- C Also calls at Ferryside 0736 and Kidwelly 0743

West Wales, Swansea, Cardiff, Weston-Super-Mare, Bristol, Bath, Cheltenham Spa and Swindon to Reading and London

Saturdays

Operator Train ID 1st Class/Reservations/Bus/Ferry Catering facilities	GW 1L74 ⌘	GW 1A20 ⌘	GW 1L18 ⌘	GW 1A21 ⌘	GW 1L76 ⌘	GW 1A22 ⌘	GW 1L20 ⌘	GW 1A23 ⌘	GW 2M19	GW 1L78 ⌘	GW 1A24 ⌘	GW 1L22 ⌘	GW 1A25 ⌘	GW 9L23 ⌘	GW 2M20	GW 2B80	GW 1A26 ⌘	GW 1L24 ⌘	
Carmarthen (CMN)	d																		
Pembrey & Burry Port (PBY)	d																		
Llanelli (LLE)	7 d																		
Swansea (SWA)	d		1122				1222					1322						1423	
Neath (NTH)	d		1135				1234					1334						1435	
Port Talbot Parkway (PTA)	d		1144				1241					1341						1442	
Bridgend (BGN)	d		1157				1255					1356						1456	
Cardiff Central (CDF)	7 d		1220				1318					1421		1441				1519	
Newport (South Wales) (NWP)	d		1232				1332					1434		1455				1531	
Taunton (TAU)	d	1132																	
Bridgwater (BWT)	d	1143																	
Highbridge & Burnham (HIG)	d	1150																	
Weston-super-Mare (WSM)	d	1202				1302					1402							1501	
Weston Milton (WNM)	d																		
Worle (WOR)	d																		
Yatton (YAT)	d	1213																1512	
Nailsea & Backwell (NLS)	d																		
Bristol Temple Meads (BRI)	10 d	1230		1300		1330		1400			1430		1500					1530	
Bristol Parkway (BPW)	7 d		1256			1356					1456		1517					1556	
Bath Spa (BTH)	7 d	1243		1313		1343		1413			1443		1513					1543	
Westbury (WSB)	d								1407							1505			
Trowbridge (TRO)	d								1413							1511			
Melksham (MKM)	d								1425							1521			
Chippenham (CPM)	d	1256		1326		1356		1426	1438		1456		1526		1532			1556	
Cheltenham Spa (CNM)	d	1159				1259					1359							1459	
Gloucester (GCR)	7 d	1215				1315					1415							1515	
Stonehouse (SHU)	d	1228				1328					1428							1527	
Stroud (STD)	d	1234				1334					1434							1533	
Kemble (KEM)	d	1249				1349					1449							1547	
Swindon (SWI)	a	1302	1309	1319	1339	1402	1408	1419	1438	1455	1502	1509	1519	1538	1544	1549	1601	1608	1619
Swindon (SWI)	d	1304	1311	1321	1341	1404	1411	1421	1441		1504	1511	1521	1541	1545			1611	1621
Didcot Parkway (DID)	d	1320	1326		1356	1420	1426		1456		1520	1526		1556	1604			1626	
Reading (RDG)	7 a	1333	1340	1346	1410	1433	1440	1446	1510		1533	1540	1547	1610	1618			1640	1646
London Paddington (PAD)	15 a	1359	1407	1411	1437	1458	1507	1511	1537		1559	1608	1612	1635	1644			1707	1712

NOTES (see introductory pages for explanation of train operator codes and standard symbols)

- a Arrival time
- d Departure time

West Wales, Swansea, Cardiff, Weston-Super-Mare, Bristol, Bath, Cheltenham Spa and Swindon to Reading and London

Saturdays

Operator Train ID 1st Class/Reservations/Bus/Ferry Catering facilities	GW 1A27 ⌘	GW 1L82 ⌘	GW 1A28 ⌘	GW 1L26 ⌘	GW 2M21	GW 1A29 ⌘	GW 9L27 ⌘	GW 1L84 ⌘	GW 1A30 ⌘	GW 1L28 ⌘	GW 1A31 ⌘	GW 2B86	GW 1A32 ⌘	GW 1L30 ⌘	GW 2M23	GW 1A33 ⌘	GW 1L88 ⌘	GW 1L32 ⌘	
Carmarthen (CMN)	d																		
Pembrey & Burry Port (PBY)	d																		
Llanelli (LLE)	7 d																		
Swansea (SWA)	d			1523						1622				1726				1822	
Neath (NTH)	d			1534						1634				1738				1834	
Port Talbot Parkway (PTA)	d			1543						1641				1745				1841	
Bridgend (BGN)	d			1557						1655				1800				1855	
Cardiff Central (CDF)	7 d			1623						1719				1823				1919	
Newport (South Wales) (NWP)	d			1636						1731				1835				1932	
Taunton (TAU)	d																		
Bridgwater (BWT)	d																		
Highbridge & Burnham (HIG)	d																		
Weston-super-Mare (WSM)	d		1602						1702				1802						
Weston Milton (WNM)	d																		
Worle (WOR)	d																		
Yatton (YAT)	d																		
Nailsea & Backwell (NLS)	d																		
Bristol Temple Meads (BRI)	10 d	1600		1630		1700			1730		1730	1800		1830		1900			
Bristol Parkway (BPW)	7 d			1657			1730			1756				1857				1956	
Bath Spa (BTH)	7 d	1613		1643		1713			1743		1813		1843			1913			
Westbury (WSB)	d				1636										1835				
Trowbridge (TRO)	d				1642										1841				
Melksham (MKM)	d				1652										1851				
Chippenham (CPM)	d	1626		1656		1708	1726			1756		1826		1856		1905	1926		
Cheltenham Spa (CNM)	d		1559						1659				1759					1859	
Gloucester (GCR)	7 d		1616						1715				1816					1915	
Stonehouse (SHU)	d		1628						1728				1828					1928	
Stroud (STD)	d		1634						1734				1834					1933	
Kemble (KEM)	d		1649						1749				1848					1949	
Swindon (SWI)	a	1639	1702	1708	1720	1725	1738	1753	1802	1808	1819	1838	1902	1908	1919	1925	1939	2002	2019
Swindon (SWI)	d	1641	1704	1711	1721		1741	1756	1804	1811	1821	1841		1911	1921		1941	2004	2021
Didcot Parkway (DID)	d	1656	1720	1726			1756	1815	1820	1826		1856		1926			1956	2020	
Reading (RDG)	7 a	1710	1733	1740	1747		1810	1829	1833	1840	1846	1910		1940	1946		2010	2033	2046
London Paddington (PAD)	15 a	1737	1759	1807	1811		1837	1857	1859	1906	1913	1937		2007	2011		2035	2059	2111

NOTES (see introductory pages for explanation of train operator codes and standard symbols)

- a Arrival time
- d Departure time

West Wales, Swansea, Cardiff, Weston-Super-Mare, Bristol, Bath, Cheltenham Spa and Swindon to Reading and London

Saturdays

Operator Train ID Days of operation/Notes 1st Class/Reservations/Bus/Ferry Catering facilities	GW	GW	GW	GW	GW	GW	GW	GW	GW	GW	GW
	1A35	1L90	1L34	1A37	1L92	1L36	2B98	1A39 A	1A40 D	1T42	
	11	11	11	11	11	11		11	11	11	
Carmarthen (CMN)	d										
Pembrey & Burry Port (PBY)	d										
Llanelli (LLE)	7 d										
Swansea (SWA)	d		1926			2022					
Neath (NTH)	d		1938			2034					
Port Talbot Parkway (PTA)	d		1945			2041					
Bridgend (BGN)	d		1959			2055					
Cardiff Central (CDF)	7 d		2023			2118					
Newport (South Wales) (NWP)	d		2035			2130					
Taunton (TAU)	d			1958				2119	2140		
Bridgwater (BWT)	d			2009					2151		
Highbridge & Burnham (HIG)	d			2016					2158		
Weston-super-Mare (WSM)	d			2029					2210		
Weston Milton (WNM)	d										
Worle (WOR)	d								2216		
Yatton (YAT)	d			2039					2222		
Nailsea & Backwell (NLS)	d			2045					2228		
Bristol Temple Meads (BRI)	10 d	2000		2100				2200	2240	2330	
Bristol Parkway (BPW)	7 d		2056			2151					
Bath Spa (BTH)	7 d	2013		2113				2214	2255	2345	
Westbury (WSB)	d										
Trowbridge (TRO)	d										
Melksham (MKM)	d										
Chippenham (CPM)	d	2026		2126				2227	2308	0003s	
Cheltenham Spa (CNM)	d		2001			2101		2132			
Gloucester (GCR)	7 d		2016			2118		2145			
Stonehouse (SHU)	d		2029			2131		2157			
Stroud (STD)	d		2034			2136		2202			
Kemble (KEM)	d		2049			2151		2215			
Swindon (SWI)	a	2038	2102	2119	2138	2204	2214	2230	2239	2320	
Swindon (SWI)	d	2041	2104	2120	2140	2206			2241	2322	
Didcot Parkway (DID)	d	2056	2120	2137	2156	2223			2258	2339	
Reading (RDG)	7 a	2110	2133	2150	2209	2236			2311	2352	
London Paddington (PAD)	15 a	2137	2200	2215	2239	2305			2342	0030	

NOTES (see introductory pages for explanation of train operator codes and standard symbols)

- a Arrival time
- d Departure time
- s Stops to set down only

- A From Penzance, see table 135
- D Also calls at Slough 0006

West Wales, Swansea, Cardiff, Weston-Super-Mare, Bristol, Bath, Cheltenham Spa and Swindon to Reading and London

Sundays

Operator Train ID Days of operation/Notes 1st Class/Reservations/Bus/Ferry Catering facilities	GW 9A07	GW 1L32	GW 2M05 A	GW 1A09	GW 1A10	GW 2B38	GW 1L34	GW 1L40	GW 2B44	GW 1A12	GW 1L42	GW 1L46	GW 2M07	GW 1A14	GW 1L50	GW 1L51	GW 1A16	GW 9L52	
Carmarthen (CMN)	d																		
Pembrey & Burry Port (PBY)	d																		
Llanelli (LLE)	7 d																		
Swansea (SWA)	d						0753				0837	0922				1022			
Neath (NTH)	d						0805				0849	0934				1034			
Port Talbot Parkway (PTA)	d						0812				0856	0941				1041			
Bridgend (BGN)	d						0826				0910	0955				1055			
Cardiff Central (CDF)	7 d						0850				0935	1020				1120			
Newport (South Wales) (NWP)	d						0907				0954	1033				1132			
Taunton (TAU)	d																		
Bridgwater (BWT)	d																		
Highbridge & Burnham (HIG)	d																		
Weston-super-Mare (WSM)	d				0829												1131		
Weston Milton (WNM)	d																		
Worle (WOR)	d				0835												1137		
Yatton (YAT)	d				0841												1142		
Nailsea & Backwell (NLS)	d				0847												1148		
Bristol Temple Meads (BRI)	10 d			0830	0900					1000				1100			1200		
Bristol Parkway (BPW)	7 d		0835				0935	1003			1021	1056				1155		1224	
Bath Spa (BTH)	7 d			0843	0913					1013				1113			1213		
Westbury (WSB)	d			0820									1045						
Trowbridge (TRO)	d			0826									1050						
Melksham (MKM)	d			0836									1101						
Chippenham (CPM)	d			0846	0855	0926					1026			1112	1126			1226	
Cheltenham Spa (CNM)	d								0939								1054		
Gloucester (GCR)	7 d					0910			0951								1115		
Stonehouse (SHU)	d					0922			1004								1126		
Stroud (STD)	d					0927			1009								1132		
Kemble (KEM)	d					0941			1022								1147		
Swindon (SWI)	a		0857	0903	0908	0938	0955	0957	1026	1036	1038	1043	1118	1131	1138	1201	1218	1238	1248
Swindon (SWI)	d	0828	0859		0909	0940		1000	1027		1040	1045	1119		1140	1201	1219	1241	1249
Didcot Parkway (DID)	d	0845	0915		0926	0956						1101			1156	1219		1257	1307
Reading (RDG)	7 a	0900	0929		0939	1009		1025	1053		1105	1114	1145		1209	1231	1245	1310	1321
London Paddington (PAD)	15 a	0929	0955		1007	1036		1052	1120		1136	1139	1214		1235	1259	1309	1336	1350

NOTES (see introductory pages for explanation of train operator codes and standard symbols)

- a Arrival time
d Departure time

A From Warminster, see table 133

West Wales, Swansea, Cardiff, Weston-Super-Mare, Bristol, Bath, Cheltenham Spa and Swindon to Reading and London

Sundays

Operator Train ID Days of operation/Notes 1st Class/Reservations/Bus/Ferry Catering facilities	GW 2B07	GW 1A17	GW 1L54	GW 2V79 B	GW 1A18	GW 2B08	GW 1L60	GW 1A20	GW 2B09	GW 1A21	GW 1L64	GW 2M11 C	GW 1A22	GW 1L66	GW 1A23	GW 1L68	GW 1A24	GW 2B11	
Carmarthen (CMN)	d																		
Pembrey & Burry Port (PBY)	d																		
Llanelli (LLE)	7 d																		
Swansea (SWA)	d		1122				1222				1322					1422			
Neath (NTH)	d		1134				1234				1334					1434			
Port Talbot Parkway (PTA)	d		1141				1241				1341					1441			
Bridgend (BGN)	d		1155				1255				1355					1455			
Cardiff Central (CDF)	7 d		1220				1320				1420					1520			
Newport (South Wales) (NWP)	d		1232				1333				1432					1534			
Taunton (TAU)	d																		
Bridgwater (BWT)	d																		
Highbridge & Burnham (HIG)	d																		
Weston-super-Mare (WSM)	d							1328										1528	
Weston Milton (WNM)	d																		
Worle (WOR)	d							1334										1534	
Yatton (YAT)	d							1340										1540	
Nailsea & Backwell (NLS)	d							1346										1546	
Bristol Temple Meads (BRI)	10 d	1230			1300			1400		1430			1500		1530			1600	
Bristol Parkway (BPW)	7 d		1255				1355				1455					1556			
Bath Spa (BTH)	7 d	1243			1313			1413		1443			1513		1544			1614	
Westbury (WSB)	d			1245								1452							
Trowbridge (TRO)	d			1252								1458							
Melksham (MKM)	d			1301								1508							
Chippenham (CPM)	d	1256		1311	1326			1426		1456		1518	1526		1558			1627	
Cheltenham Spa (CNM)	d	1155				1301			1401					1501				1601	
Gloucester (GCR)	7 d	1217				1317			1419					1516				1617	
Stonehouse (SHU)	d	1230				1329			1431					1529				1630	
Stroud (STD)	d	1235				1335			1435					1534				1636	
Kemble (KEM)	d	1250				1349			1450					1549				1650	
Swindon (SWI)	a	1303	1308	1318	1329	1338	1403	1418	1438	1504	1508	1519	1534	1538	1602	1614	1620	1639	1704
Swindon (SWI)	d		1310	1319		1340		1420	1440		1511	1520		1540	1602		1621	1641	
Didcot Parkway (DID)	d		1327			1356			1456		1527			1556	1620			1657	
Reading (RDG)	7 a		1340	1345		1409		1445	1509		1540	1546		1609	1632		1647	1710	
London Paddington (PAD)	e 15 a		1406	1411		1435		1514	1537		1609	1614		1636	1659		1714	1735	

NOTES (see introductory pages for explanation of train operator codes and standard symbols)

- a Arrival time
d Departure time

- B From Weymouth, see table 133
C From Frome, see table 133

West Wales, Swansea, Cardiff, Weston-Super-Mare, Bristol, Bath, Cheltenham Spa and Swindon to Reading and London

Sundays

Operator	Train ID	Days of operation/Notes	1st Class/Reservations/Bus/Ferry	Catering facilities	GW 1A25	GW 1L74 D	GW 2M13 C	GW 1A26 E	GW 9L76	GW 1L78	GW 1A27	GW 1L82	GW 1A28	GW 2B13	GW 2M15 C	GW 1L90 F	GW 1A30 G	GW 2B14	GW 1L92	GW 1A32	GW 2B15	GW 2M17
Carmarthen (CMN)	d					1417										1623						
Pembrey & Burry Port (PBY)	d					1444										1650						
Llanelli (LLE)	7 d					1451										1657						
Swansea (SWA)	d					1517						1622				1722			1822			
Neath (NTH)	d					1531						1634				1734			1834			
Port Talbot Parkway (PTA)	d					1539						1641				1741			1840			
Bridgend (BGN)	d					1553						1655				1755			1855			
Cardiff Central (CDF)	7 d					1617			1650			1720				1818			1920			
Newport (South Wales) (NWP)	d					1629			1704			1732				1829			1933			
Taunton (TAU)	d							1620				1704				1757					1858	
Bridgwater (BWT)	d							1631				1714				1808					1909	
Highbridge & Burnham (HIG)	d											1721				1815					1916	
Weston-super-Mare (WSM)	d											1731				1826					1927	
Weston Milton (WNM)	d																					
Worle (WOR)	d															1832					1933	
Yatton (YAT)	d											1740				1838					1939	
Nailsea & Backwell (NLS)	d											1746				1844					1945	
Bristol Temple Meads (BRI)	10 d	1630					1700				1730		1800			1858	1900				2000	
Bristol Parkway (BPW)	7 d		1655				1725				1755								1955			
Bath Spa (BTH)	7 d	1643					1713				1743		1813				1913				2013	
Westbury (WSB)	d					1652									1835							2024
Trowbridge (TRO)	d					1658									1841							2030
Melksham (MKM)	d					1708									1851							2040
Chippenham (CPM)	d	1656			1718	1726					1755		1825		1901		1926			2026		2050
Cheltenham Spa (CNM)	d									1701				1801				1900				2000
Gloucester (GCR)	7 d									1717				1818				1917				2017
Stonehouse (SHU)	d									1728				1830				1929				2029
Stroud (STD)	d									1734				1835				1934				2034
Kemble (KEM)	d									1750				1848				1947				2049
Swindon (SWI)	a	1708	1718	1734	1739	1748	1803	1808	1817	1838	1902	1917	1921	1938	2001	2018	2038	2102	2106			
Swindon (SWI)	d	1711	1719		1741	1750	1804	1810	1819	1838					1923	1940		2019	2040			
Didcot Parkway (DID)	d	1727				1807	1821	1827		1857						1958		2036	2058			
Reading (RDG)	7 a	1740	1745		1806	1821	1833	1840	1844	1909					1948	2012		2049	2111			
London Paddington (PAD)	15 a	1810	1814		1837	1850	1858	1907	1909	1938					2014	2039		2114	2136			

NOTES (see introductory pages for explanation of train operator codes and standard symbols)

- a Arrival time
d Departure time

- C From Frome, see table 133
D Also calls at Ferryside 1430 and Kidwelly 1437
E From Plymouth, see table 135
F Also calls at Ferryside 1635 and Kidwelly 1642
G From Exeter St Davids, see table 134

West Wales, Swansea, Cardiff, Weston-Super-Mare, Bristol, Bath, Cheltenham Spa and Swindon to Reading and London

Sundays

Operator Train ID Days of operation/Notes 1st Class/Reservations/Bus/Ferry Catering facilities	GW	GW	GW	GW	GW	GW
	1L94	1A34	2B16	1L96 H	2B90	1A36 E
	Ⓜ	Ⓜ		Ⓜ	Ⓜ	Ⓜ
Carmarthen (CMN)	d			1920		
Pembrey & Burry Port (PBY)	d			1947		
Llanelli (LLE)	7 d			1954		
Swansea (SWA)	d	1922		2019		
Neath (NTH)	d	1934		2031		
Port Talbot Parkway (PTA)	d	1940		2037		
Bridgend (BGN)	d	1955		2052		
Cardiff Central (CDF)	7 d	2020		2120		
Newport (South Wales) (NWP)	d	2033		2132		
Taunton (TAU)	d					2143
Bridgwater (BWT)	d					
Highbridge & Burnham (HIG)	d					
Weston-super-Mare (WSM)	d		2028			2204
Weston Milton (WNM)	d					
Worle (WOR)	d		2034			
Yatton (YAT)	d		2040			
Nailsea & Backwell (NLS)	d		2046			
Bristol Temple Meads (BRI)	10 d		2100			2225
Bristol Parkway (BPW)	7 d	2055		2155		
Bath Spa (BTH)	7 d		2113			2238
Westbury (WSB)	d					
Trowbridge (TRO)	d					
Melksham (MKM)	d					
Chippenham (CPM)	d		2125			2251
Cheltenham Spa (CNM)	d			2100	2202	
Gloucester (GCR)	7 d			2117	2216	
Stonehouse (SHU)	d			2129	2229	
Stroud (STD)	d			2134	2234	
Kemble (KEM)	d			2147	2247	
Swindon (SWI)	a	2117	2138	2202	2218	2301
Swindon (SWI)	d	2119	2139		2219	2305
Didcot Parkway (DID)	d	2135	2156		2236	2322
Reading (RDG)	7 a	2148	2209		2249	2335
London Paddington (PAD)	15 a	2214	2237		2324	0009

NOTES (see introductory pages for explanation of train operator codes and standard symbols)

- a Arrival time
d Departure time

E From Plymouth, see table 135

H Also calls at Ferryside 1932 and Kidwelly 1939